

High Frequency Power Inverter/Charger

EP1100 Pro Series (1200VA 2400VA)



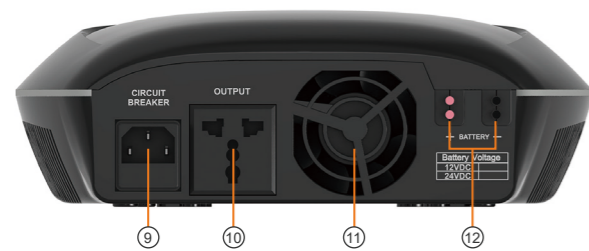
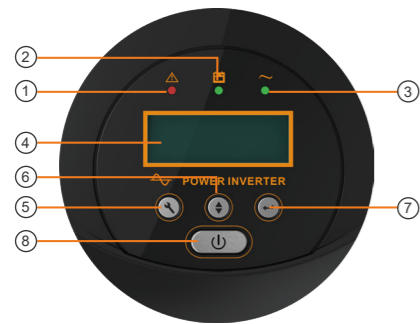
Features

- Rated power 1.2KVA to 2.4KVA
- Modified sine wave inverter
- Double layers PCB board.
- Configurable input voltage ranges (90-280VAC/170-280VAC) via LCD setting
- Display accumulated working time
- 3 steps charging algorithm
- Auto restart while AC recovery
- Overload & short-circuit protection, Battery reverse polarity protection, Deep discharge protection
- Advanced technology optimizes battery life
- Automatic line-to-battery switchover

Introduction

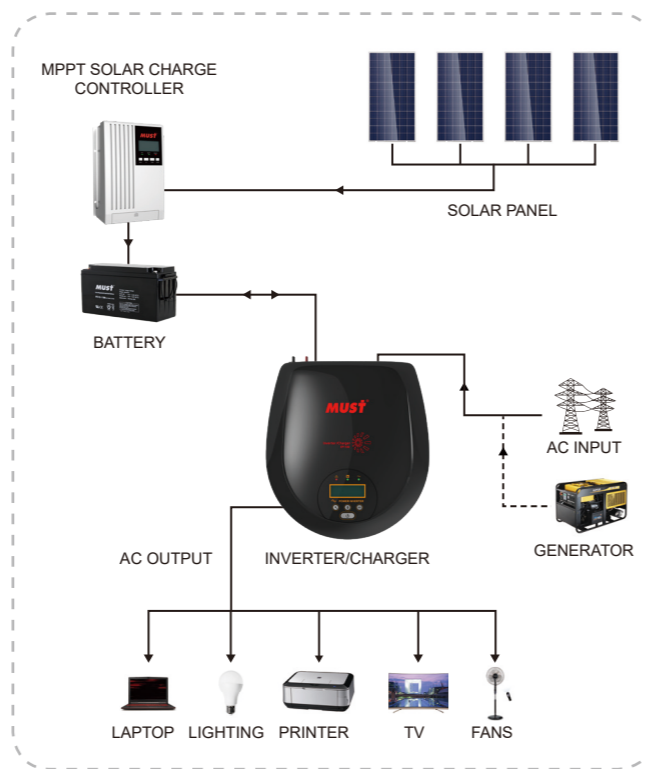
EP1100 Pro 1200VA/2400VA is a modified sine wave inverter applied to TV, stereos, laptops, and desktop computers and other home appliances. It will automatically switch to inverter and provide power when AC is interrupted unexpectedly. It's perfect for the user who need a simple and economical inverter, with user-friendly installation and setting.

Back panel printing description



- | | | |
|----------------------|--------------|---|
| 1. Fault LED | 5. Set Key | 9. AC Input |
| 2. Inverter Mode LED | 6. Flip Key | 10. Output Receptacle(s) |
| 3. Line Mode LED | 7. Enter Key | 11. Fan |
| 4. LCD Display | 8. ON / OFF | 12. DC Input Connector (Battery Terminal) |

Solar system connection



Specification

MODEL		EP11-1200 PRO	EP11-2400 PRO
Nominal Battery System Voltage		12VDC	24VDC
INVERTER OUTPUT	Rated Power	1200VA / 720W	2400VA / 1440W
	Waveform	Modified Sine Wave	
	Nominal Output Voltage RMS	230V	
	Output Voltage Regulation	+10~-18%	
	Output Frequency	50Hz \ 60Hz±0.5Hz	
	Inverter Efficiency (Peak)	>80%	
	Line Mode Efficiency	>95%	
	Power Factor	0.6	
	Typical Transfer Time	Typical 15~20ms 40ms max	
	AC INPUT	Voltage	220 \ 230 \ 240VAC
Selectable Voltage Range		Narrow	170~280VAC
		Wide	90~280VAC
Frequency Range	50Hz \ 60Hz(Auto sensing)		
BATTERY	Nominal Input Voltage	12VDC	24VDC
	Minimum Start Voltage	10.5VDC	21.0VDC
	Low Battery Alarm	10.5VDC±0.2V	21.0VDC±0.4V
	Low Battery Cutoff	10.0VDC±0.2V	20.0VDC±0.4V
	High Voltage Alarm	16.0VDC±0.2V	32.0VDC±0.4V
	High Battery Voltage Recover	15.0VDC±0.2V	30.0VDC±0.4V
CHARGER	Charger Voltage (Vbat<12.5V)	14.4VDC±0.2V	28.8VDC±0.4V
	Charger Voltage (Vbat>12.5V)	13.7VDC±0.2V	27.4VDC±0.4V
	Charging Current 10A	10A±2A	
	Charging Current 20A	20A±2A	
Overcharge Protection S.D.	15.5VDC±0.4A	31VDC±0.8A	
BYPASS & PROTECTION	Nominal Input Frequency	50Hz or 60Hz	
	Overload Protection (SMPS Load)	FUSE	
	Output Short Circuit Protection	10A	
	Bypass Fuse Rating	10A	
Max Bypass Current	10A		
MECHANICAL SPECIFICATIONS	Dimensions (W*H*D) (mm)	246*253*87	
	Shipping Dimensions (W*H*D) (mm)	315*368*145	
	Shipping Weight (kg)	2.9	3.1
OTHER	Operation Temperature Range	0°C to 40°C	
	Audible Noise	60dB MAX	
	Display	LED+LCD	
Standard Warranty	1 year		